



ADDENDUM NO: 001

TO: ALL PLANHOLDERS

FROM: PARKHILL

PROJECT NAME: Ransom Canyon Jones-Warner Park
Improvements

04/30/2024

PROJECT NO.: 41339.23

DATE: 04/30/2024

Attention of all Prospective Proposers/Plan Holders is directed to the following modifications to the referenced Drawings and Project Manual. This Addendum becomes a part of the Contract Documents and modifies the original Contract Documents dated 04/24/2024 as noted below:

This Addendum consists of one page and the attached drawing(s) no(s). Sheet ES100 ELECTRICAL SITE PLAN and E-601 ELECTRICAL SCHEDULES.

I. CHANGES TO DRAWINGS:

1. SHEET ES100 – ELECTRICAL SITE PLAN
 - a. Relocated electrical service, panel LA, and sports lighting control panel to new location. Refer to sheet for new location.
 - b. Keynotes 1 and 2 have been updated.
 - c. Existing lights that shall be removed have been shown on sheet. Refer to sheet for location and additional information.
2. SHEET E-601 – ELECTRICAL SCHEDULES
 - a. Electrical Riser Diagram has been updated. Refer to sheet for additional information.
 - b. Keynotes 1, 2, and 3 have been updated.
 - c. Rack detail has been updated.

II. CLARIFICATIONS

1. Pre-Proposal Meeting Agenda, Minutes and Sign-in Sheet Attached.

ELECTRICAL LEGEND	
SYMBOL	DESCRIPTION
	CONDUCTORS IN CONDUIT. MINIMUM NUMBER IS (2) #12 AWG + #12 GND. PROVIDE NUMBER OF CONDUCTORS AS REQUIRED FOR SWITCHING INDICATED AND CONTINUING CIRCUITS.
	PAD MOUNTED UTILITY TRANSFORMER. REFER TO RISER DIAGRAM FOR ADDITIONAL INFORMATION.
	SURFACE MOUNTED SINGLE SECTION PANELBOARD. LABEL INDICATES PANEL NAME. REFER TO PANEL SCHEDULE AND RISER DIAGRAM FOR ADDITIONAL INFORMATION.
	HOMERUN TO PANELBOARD. REFER TO SPECIFICATIONS FOR LIMITING NUMBER OF CONDUCTORS PER HOMERUN.
	UNDERGROUND ELECTRICAL.

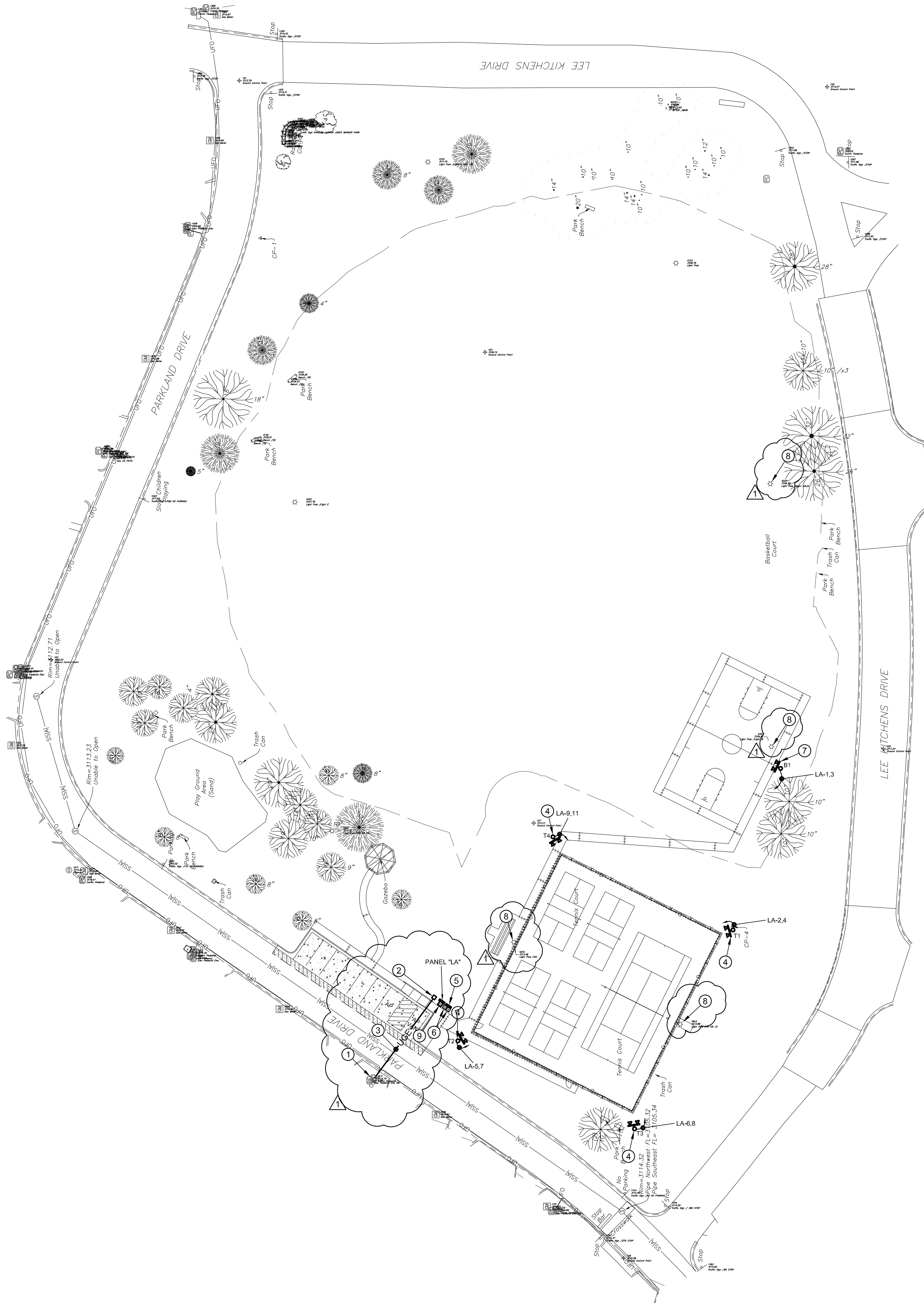
NOTE:
ITEMS SHOWN AS DASHED INDICATE ITEMS WHICH ARE TO BE REMOVED.

GENERAL NOTES

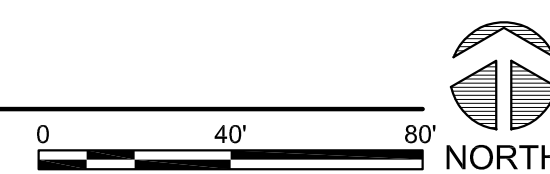
- CONTRACTOR SHALL VERIFY LOCATION OF ALL UNDERGROUND UTILITIES PRIOR TO ANY EARTH WORK.
B. SPORTS LIGHTING POLES AND SPORTS POLE SPECIFIED ARE BY MUSCO. REFER TO SHEET E-601 FOR ADDITIONAL INFORMATION.

KEY NOTES

- AS INDICATED BY: (B)
- EXISTING UTILITY PEDESTAL BY SOUTH PLAINS ELECTRIC (SPEC). COORDINATE ALL REQUIREMENTS WITH SPEC.
 - NEW PEDESTAL BY SOUTH PLAINS ELECTRIC. COORDINATE ALL REQUIREMENTS WITH SPEC.
 - NEW UNDERGROUND SECONDARY LINE BY SOUTH PLAINS ELECTRIC. COORDINATE ALL REQUIREMENTS WITH SPEC. REFER TO ELECTRICAL RISER DIAGRAM ON SHEET E-601 FOR ADDITIONAL INFORMATION.
 - NEW SPORTS LIGHT POLE. ROUTE CIRCUIT THROUGH LIGHTING CONTROL CABINET FOR CONTROL OF FIXTURES. REFER TO ELECTRICAL RISER DIAGRAM AND SCHEDULES ON SHEET E-601 FOR ADDITIONAL INFORMATION.
 - NEW SPORTS LIGHTING CONTROL CABINET. COORDINATE ALL REQUIREMENTS WITH MUSCO.
 - NEW PUSH BUTTON FOR CONTROL OF LIGHT FIXTURES FOR TWO HOURS. COORDINATE ALL REQUIREMENTS WITH MUSCO.
 - PROVIDE NEW SPORTS LIGHT POLE, CONDUIT, WIRING AND ASSOCIATED CONTROLS FOR BASKETBALL COURT LIGHTING AS A PART OF ALTERNATE #1. ROUTE CIRCUIT THROUGH LIGHTING CONTROL CABINET FOR CONTROL OF FIXTURES. REFER TO ELECTRICAL RISER DIAGRAM AND SCHEDULES ON SHEET E-601 FOR ADDITIONAL INFORMATION.
 - EXISTING LIGHT POLE. COORDINATE REMOVAL AND REQUIRED MODIFICATIONS TO EXISTING LIGHTING CIRCUITS TO MAINTAIN OTHER SITE LIGHTING THAT MAY BE AFFECTED BY DEMOLITION OF EXISTING LIGHT POLE WITH SOUTH PLAINS ELECTRIC.
 - NEW METER BASE PROVIDED BY ELECTRICAL CONTRACTOR. REFER TO ELECTRICAL RISER DIAGRAM AND RACK DETAIL ON SHEET E-601 FOR ADDITIONAL INFORMATION.



A1 ELECTRICAL SITE PLAN
1" = 40'



CLIENT
Town of Ransom Canyon
24 Lee Kitchens Drive
Ransom Canyon, Texas 79366

PROJECT NO.
41339.23

KEY PLAN

1	04/24/2024	Addendum 01
-	04/16/2024	100% Construction Documents

DATE DESCRIPTION



04/24/2024

Parkhill.com

Ransom Canyon Jones-Warner Park Improvements



CLIENT
Town of Ransom Canyon
24 Lee Kitchens Drive
Ransom Canyon, Texas 79366

PROJECT NO.
41339.23

KEY PLAN

1 04/24/2024 Addendum 01
- 04/16/2024 100% Construction Documents

DATE DESCRIPTION

Electrical Schedules
E-601

PANELBOARD SCHEDULE													
PANELBOARD		ENCLOSURE: NEMA 3R		AIC		14,000							
VOLTS 120/240, PHASE 1, WIRE 3				MCB		100 AMP							
CIRC. NO.	CIRCUIT TRIP AMPS	BREAKER POLES	NOTE	LOAD DESCRIPTION	PHASE LOAD IN VA				LOAD DESCRIPTION	NOTE	CIRCUIT POLES	BREAKER TRIP AMPS	CIRC. NO.
					PHASE A	PHASE B	PHASE A	PHASE B					
1	30 A	2		SPORTS LIGHTING POLE B1	540		540		SPORTS LIGHTING POLE T1		2	30 A	2
3						540		540					4
5						540							6
7	30 A	2		SPORTS LIGHTING POLE T2		540			SPORTS LIGHTING POLE T3		2	30 A	8
9													
11	30 A	2		SPORTS LIGHTING POLE T4			1,225		LIGHTING CONTROL CABINET POWER		1	20 A	10
13													
15	20 A	1		DUPLEX RECEPTACLE	1,500		1,500		DUPLEX RECEPTACLE		1	20 A	14
17	20 A	1		SPARE					SPARE		1	20 A	16
19	20 A	1		SPARE					SPARE		1	20 A	18
21	20 A	1		SPARE					SPARE		1	20 A	20
23	20 A	1		SPARE					SPARE		1	20 A	22
25	20 A	1		SPARE					SPARE		1	20 A	24
27	20 A	1		SPARE					SPARE		1	20 A	26
29	20 A	1		SPARE					SPARE		1	20 A	28
SUB-TOTAL					3,120	1,080	3,805	2,040	SUB-TOTAL				

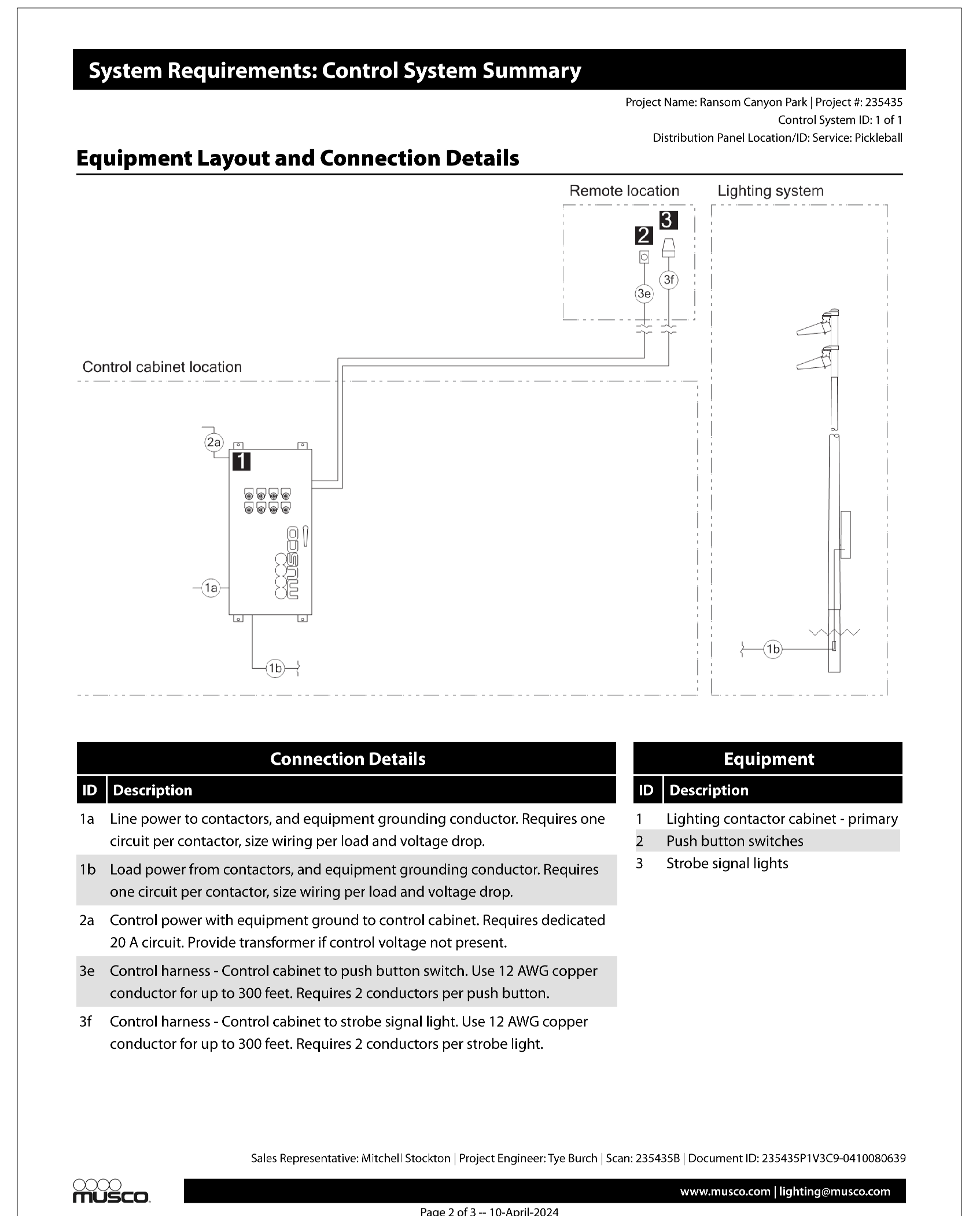
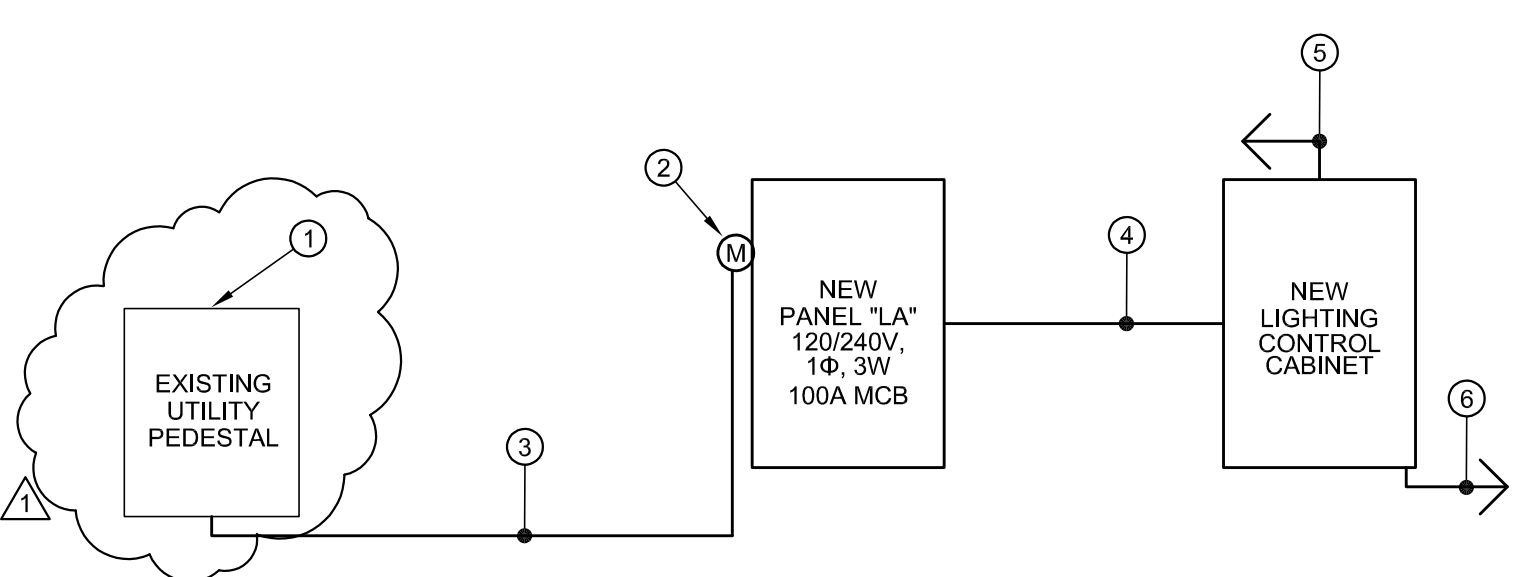
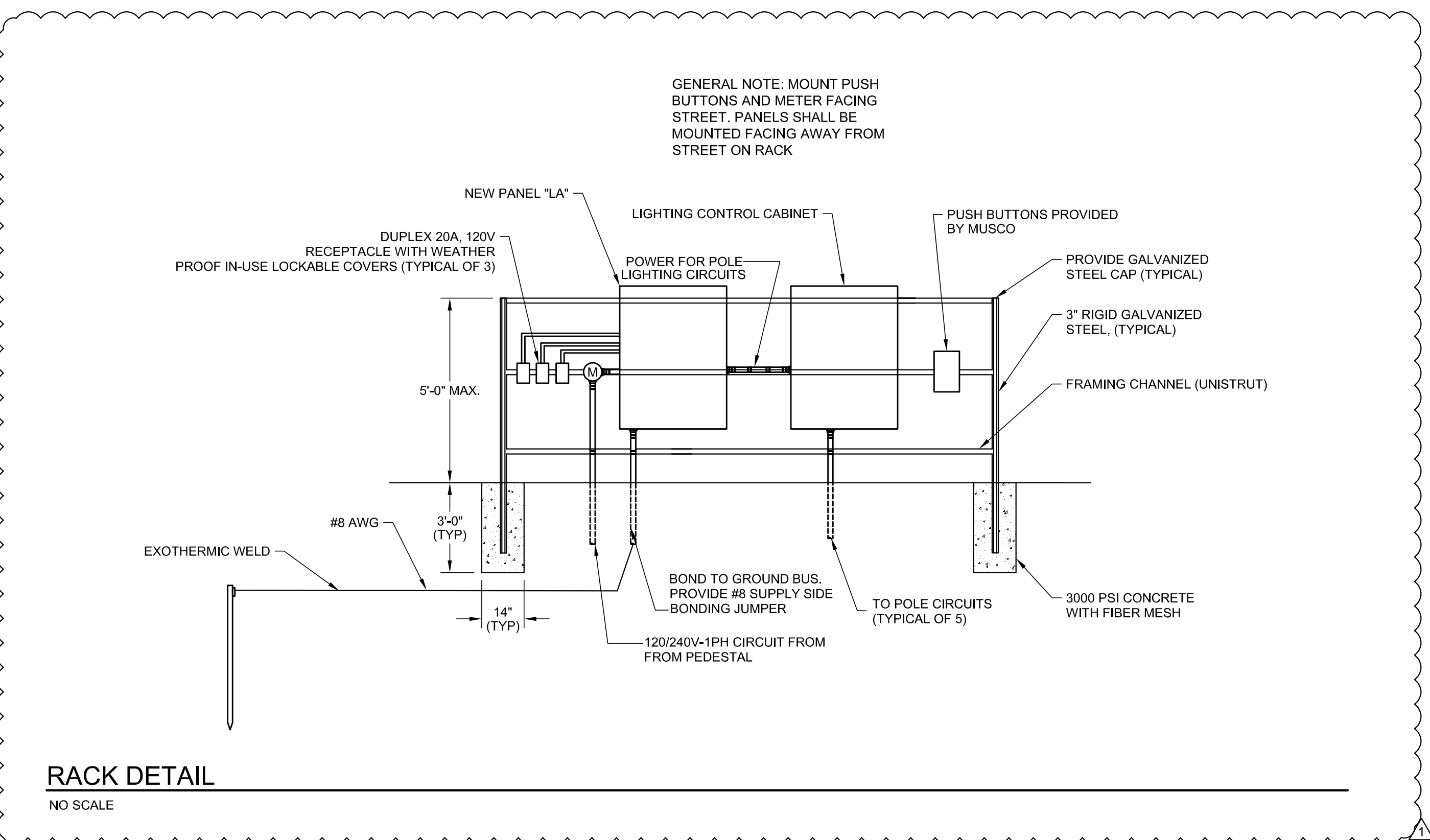
TOTAL PHASE LOAD (IN VA)		TOTAL CONNECTED LOAD (IN KVA)	10.0
PHASE A	6,925	ESTIMATED DEMAND LOAD (IN KVA)	10.0
PHASE B	3,120	DEMAND LINE AMPS	57.7

NOTES:

SPORTS LIGHTING FIXTURE SCHEDULE						
TYPE	SOURCE	VOLTAGE	WATTAGE	LUMENS	QUANTITY	
TLC-LED-550	LED 5700K - 75 CRI	208V	540 W	67,000	10	

POLE FIXTURE SCHEDULE						
POLE TYPE	POLE HEIGHT	FIXTURE MOUNTING HEIGHT	FIXTURE TYPE	FIXTURE QUANTITY	LOAD	CIRCUIT
T1	40 FEET	40 FEET	TLC-LED-500	2	1.08 kW	B
		50 FEET	TLC-LED-500	2	1.08 kW	B
T2	40 FEET	40 FEET	TLC-LED-500	2	1.08 kW	B
		50 FEET	TLC-LED-500	2	1.08 kW	B
T3	40 FEET	40 FEET	TLC-LED-500	2	1.08 kW	B
		50 FEET	TLC-LED-500	2	1.08 kW	B
T4	40 FEET	40 FEET	TLC-LED-500	2	1.08 kW	B
		50 FEET	TLC-LED-500	2	1.08 kW	A

CIRCUIT SCHEDULE						
CIRCUIT	CIRCUIT DESCRIPTION	POLE TYPE	CONTACTOR	CONTACTOR SIZE	FULL LOAD AMPS	
A	BASKETBALL COURTS	B1	C1	30 A	5.2	
				BASKETBALL AMPS: 5.2 A		
B	TENNIS/PICKLEBALL COURTS	T1	C2	30 A	5.2	
				C3	30 A	5.2
					30 A	5.2
					30 A	5.2
				C4	30 A	5.2
TENNIS/PICKLE BALL AMPS TOTAL:				20.8 A		
TOTAL CONNECTED AMPS:				26 A		



DETAIL PROVIDED BY
MUSCO FOR REFERENCE

PRE-PROPOSAL MEETING AGENDA

PROJECT NAME: Ransom Canyon Jones Warner Park

PROJECT NO.: 41339.23

DATE: April 23, 2024

TIME: 2:00pm

LOCATION: RC City Hall

BY: Brent Clifford

I. INTRODUCTIONS

- A. OWNER – Town of Ransom Canyon,
 - a. Elena Quintanilla – City Manager , equintanilla@townofransomcanyon.org
- B. A/E – Parkhill, Brent Clifford, RLA - 806-473-2200, bclifford@parkhill.com
 - a. All questions regarding the project will be directed to Parkhill.

- ### II. PROPOSAL DATE – May 7, 2024 at 2:00pm. Ransom Canyon City Hall.
- No proposals will be accepted after 2:00pm. Proposal opening is public and all proposers are welcome to attend.

III. PROPOSAL PROCEDURES

- A. Proposal Procedures (refer to Instructions to Proposers Section 00 21 16)
 - 1. All pricing items will be filled in or the proposal will be rejected.
 - 2. The proposal must have an original signature or the proposal will be rejected.
 - 3. The proposal form will not be changed or altered in any manner. The proposal will not be qualified.
 - 4. Changes may be made to the proposal in writing.
 - 5. Proposal Securities:
 - a. A five percent proposal security will be submitted with the proposal. The five percent will be based on the maximum amount proposal including all additive alternates.
 - b. The proposal security must be in the form of a cashier's check, proposal bond or combination of the two providing it equals five percent.
 - c. Proposal bonds will have an original signature and have a power of attorneys attached.
 - d. Proposal securities including cashier's checks will not be returned until the proposal is fully let. This can take up to sixty days calendar days required to achieve.
 - 6. Other Proposal Requirements
 - a. Note that the Owner reserves the right to accept or reject any and all proposals in accordance with State law.
- B. Submission
 - 1. Number of copies to be submitted: 1 Original. 2 Copies.

- C. Scoring Methodology
 - 1. Price (70%)
 - 2. Number of Calendar Days to Substantial Completion (30%)

- D. Post-Proposal Information

- 1. List of Subcontractors within 24 hours
 - 2. Submit information to the Project Coordinator via email at ircarrasco@parkhill.com

- IV. PROJECT OVERVIEW

- V. INQUIRIES AND COMMUNICATION

- A. All questions concerning the documents will be directed to Parkhill's office. Questions will not be addressed to the Owner during the proposal stage.

- VI. OTHER PERTINENT ITEMS

- A. Items discussed in the Pre-Proposal will be issued to all Contractors through addenda prepared and distributed by the Architect.
 - A. INSURANCE: Review all insurance policy requirements advising all present that all policies are required to be submitted by the successful Contractor and none will be waived for any reason.
 - B. AWARD: Issue an expected time of award of contract and that the successful Contractor has ten days after receipt of the Award Letter to provide all required items. The items required include the signed contract, Payment Bond and Performance Bond and all insurance policies.
 - C. SUBMITTALS: Electronic submittal process via Info Exchange. (No hard copies of submittals are accepted)
 - Contractor will be sent a password to access our Info Exchange website.
 - This will allow them to upload RFIs, Submittals, Pay Applications, etc. electronically. Parkhill will return reviewed submittals and RFIs thru our Info Exchange site for the contractor to download.
 - D. RFIs: Refer to Section 01 30 00. Parkhill RFI form must be filled out and submitted.

QUESTIONS?

MINUTES

PROJECT NAME: Ransom Canyon Jones Warner Park Improvements

PROJECT NO.: 41339.23

DATE: 04/23/2023

TIME: 2:00PM

LOCATION: City Hall / Site

BY: Brent Clifford

The following minutes summarize the discussion regarding the referenced subject. The items are not necessarily in order of discussion. Please notify Parkhill within 2 days with any corrections.

1. New electrical site plan showing new pedestal/panel locations will be issued in addendum 1.
2. L-102 shows a 2-pole system for the tennis courts. ES-100 shows a 4-pole system. 4 Pole system is to be followed.

End of Minutes

Parkhill

Pre-Proposal MEETING ATTENDANCE

PROJECT NAME: Ransom Canyon Jones-Warner Park Improvements

PROJECT NO.: 41339.23

DATE: 04-23-2024

TIME: 2pm

LOCATION: City Hall

NAME	ORGANIZATION	PHONE NUMBER	EMAIL
Toby Rowlin	Ten's Tree Place	906 591-8736	toby@tensstreeplace.com
DANIEL HOLUBEL	WR CONSTRUCTION	806 577-7177	DANIEL@WRGENCON-3RX.COM
TS RENTALS	Rent-A-Ho Const.	281-7175	tsrentals@rentahoconstruction.com
Elena Quintanilla	Town of Ransom Canyon	(806) 829-2470	equintanilla@townofransomcanyon.org
Cory Needham	Town of Ransom Canyon	(806) 829-2470	cneedham@townofransomcanyon.org